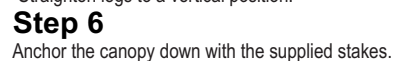
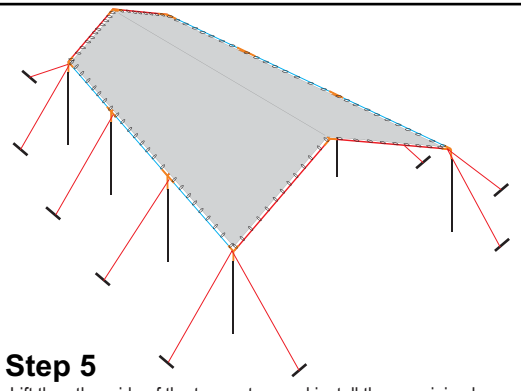
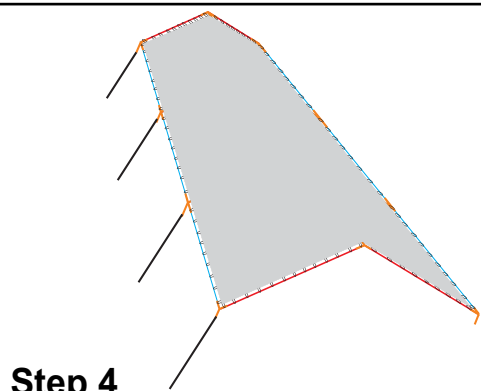
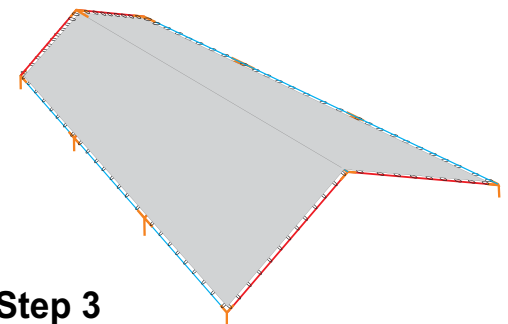
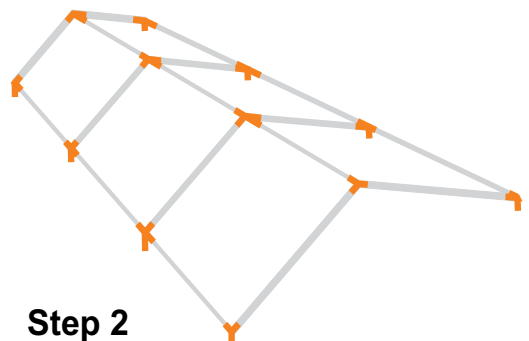
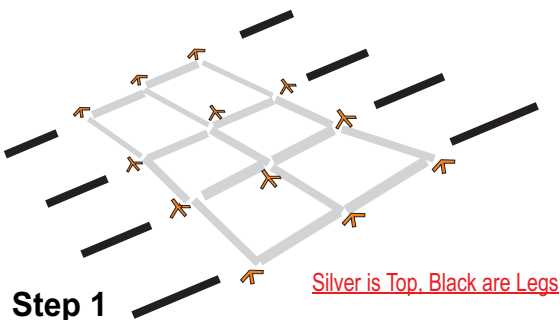


# MAIN EVENTS

## PARTY & EVENT RENTAL

### Economy Pipe Canopies



### Canopy Site Evaluation & Preparation

For each canopy installation, the installer is solely responsible for evaluating the suitability of the canopy site.

Main Events Party Rental Economy Pipe canopies are designed for installation on grass. For installation outdoors on asphalt or concrete surfaces, sandbags are strongly recommended for anchoring the canopy. Sandbags are not provided by Main Events Party Rental and are the responsibility of the customer.

#### Choosing a Site

Select an area where ground and rainwater will flow away from the canopy and not collect in the area of the canopy. Keep in mind the height of the canopy and avoid areas where overhead wires or tree branches would touch the canopy.

#### Site Preparation

Clear the site of any debris and trim back any tree branches that may be in the way. Mow the lawn if necessary.

#### Beware of Severe Weather

It is the responsibility of the canopy installer/ maintainer to determine the severity of the weather, proper time and method of installation and disassembly. Evacuation of the canopy is recommended at any time weather becomes inclement.

**Remember! A successful event is a safe event.**

**IT IS VERY IMPORTANT THAT YOU SECURE THE CANOPY PROPERLY.** Stakes are provided for anchoring the canopy in the ground. Use all stakes provided and drive them into the ground as shown.  
**CAUTION!** Do not leave canopy unattended for long periods of time. Periodically check the stakes or fasteners to make sure they are secure. Make sure legs have not sunk into the ground due to soft wet ground. Be sure fabric is taut on frame to avoid water pockets that may cause structural damage. **TAKE DOWN BEFORE PERIODS OF HIGH WINDS TO AVOID DAMAGE & LOSS. CANOPY IS DESIGNED FOR SUN & LIGHT RAIN PROTECTION, NOT INTENDED FOR STORMS OR SNOW. WARNING!**

**DO NOT** have fire or open flame close to fabric.  
**DO NOT** use barbecues or griddles under the canopy.  
**DO NOT** use streamers or crepe paper as it can stain the vinyl.

Store equipment in a secure and protected place when not in use. Damaged items will be charged at full replacement cost of items.

**IF RENTING MORE THAN ONE CANOPY, PLEASE SEPARATE COMPONENTS TO INDIVIDUAL TOTES WHEN REPACKING.**